



wax model, adenomyoma of uterus

<https://mhc.andornot.com/en/permalink/artifact312>

Accession Number: 996003032 a-c
 Author: Marjorie Winslow
 Collection: Dr. Robertson / Marjorie Winslow Collection
 Category: Basic Science Artifacts
 Classification: Basic Science, Anatomy
 MeSH Heading: Adenomyoma -- models
 Uterus -- models
 Uterine Diseases -- models
 Follicular Cyst -- models
 Ovarian Cysts -- models
 Ovary -- models
 Gynecology -- models
 Models, Anatomic
 MM= Teaching Materials -- models

Description: Wax models (moulage) of adenomyoma of the uterus and a follicular cyst and a thick-walled corpus luteum cyst in the ovary on the left side; the right side shows a normal fallopian tube and ovary; the models are made of oil-painted beeswax with talc, built up on a plywood base with gauze and wire for extra support; (b,c) are made of wax only; (a) the model shows a uterus split open to show a lesion of the thickening of the uterine endometrium walls; red spots indicate hemorrhaging; the left side of the model shows an ovary enlarged and distended with a follicular cyst and a corpus luteal cyst; the right side of the model shows a normal fallopian tube and ovary; (b) shows a cross-section of the follicular cyst and the corpus luteal cyst seen in (a); (c) shows a cross-section of the normal fallopian tube and ovary seen in (a); the red spot in the ovary likely indicates a small normal follicle rupture which has not completely healed; the models are painted to depict true colour

Number Of Parts: 3

Part Names: a - model, anatomical: adenomyoma of uterus - Size: Length 19.8 cm. x Width 10.8 cm. x Depth 4.2 cm.
 b - model, anatomical: cross-section of ovarian follicular cyst - Size: Length 3.4 cm. x Width 2.9 cm. x Depth 1.2 cm.
 c - model, anatomical: cross-section of thick-walled corpus luteum cyst - Size: Length 6.8 cm. x Width 5.0 cm. x Depth 1.1 cm.

Provenance: Models made by Marjorie Winslow; they were commissioned by Dr. Robertson, who also helped with anatomical details

Maker: Marjorie Winslow

Site Made (City): Kingston

Site Made (State): Ontario

Site Made (Country): Canada

Dates: 1940
 circa 1940

Date Remarks: Models made between 1940-1945

Material: beeswax with talc: cream
oil paints: flesh tone; red; blue; yellow
wood: beige
fabric: white
metal: dark grey

Inscriptions: (a) the number "106" is written in red on the bottom of the plywood support

Permanent Location: Storage Room 0010
0010-G2-Box 4

Condition Remarks: (a) There are no chips or breaks in the wax; there is a small crack in the front central part;
the surface is undamaged; (b,c) the models show no chips, cracks or breaks in the wax; the surfaces are undamaged


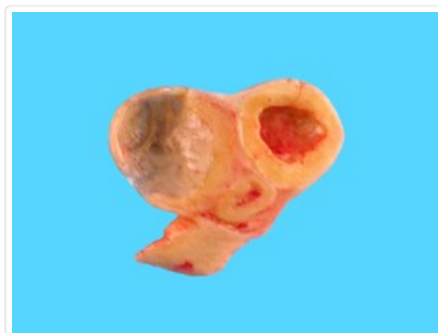
Copy Type: Original

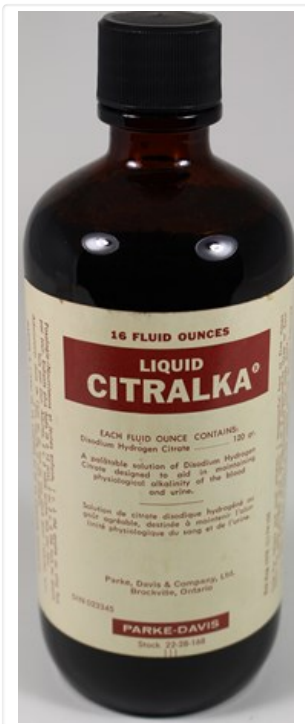
Reference Types: Person
Document
JPG

Reference Comments: Model subject identified by Dr. J.A. Low; model-making techniques described by Marjorie Winslow in an oral interview (transcribed); CD #9

Research Facts: See transcribed oral interview; the cause of adenomyoma is unsure; the fallopian tubes and ovaries indicate that the patient is post-menopausal

Images





liquid Citralka

<https://mhc.andornot.com/en/permalink/artifact3943>

Accession Number: 000001154 a-b
Collection: [Parke-Davis Collection](#)
Category: [Pharmacy and Drug Artifacts](#)
Classification: [Pharmacy, Other](#)
MeSH Heading: [Drugs, Non-Prescription](#)
[Acid-Base Equilibrium](#)
[Fluid Therapy -- instrumentation](#)
[MM= Drug Packaging -- container -- bottle](#)

Description: Cylindrical brown glass bottle (a) with plastic screw-top cap (b); paper label on front; fluorescent orange sticker on right side; bottle 3/4 full of liquid

Number Of Parts: 2

Part Names: a - bottle - Size: Length 19.0 cm x Diam. 6.5 cm
b - cap - Size: Length 2.0 cm x Diam. 3.0 cm

Provenance: Collected by Parke-Davis from "Bruton's Drugs"

Maker: Parke-Davis

Site Made (City): [Brockville](#)

Site Made (State): [Ontario](#)

Site Made (Country): [Canada](#)

Dates: 1975
circa 1975

Date Remarks: Listed in Parke-Davis Lot Numbering System

Material: glass: brown
plastic: black
paper: white; red; orange; black

Inscriptions: (a) Front: "16 FLUID OUNCES // LIQUID // CITRALKA® // EACH FLUID OUNCE CONTAINS: // Disodium Hydrogen Citrate..... 120 gr. // A palatable solution of Disodium Hydrogen // Citrate designed to aid in maintaining // physiological alkalinity of the blood // and urine. // [last four lines repeated in French] // Parke, Davis & Company, Ltd. // Brockville, Ontario // DIN 023345 // PARKE-DAVIS // Stock 22-28-168"; right side: "Exp. Aug. 1978 (L) FH 105 [stamped] // Dose – For infants and small children, 1 teaspoonful four or five times // daily; For older children (6-12 years), 2 or 3 teaspoonfuls three or four // times daily; For adults, 2 tablespoonfuls four times daily. // To be taken in water or milk; or (by adults) without dilution, followed // by liquid, if preferred. // PROTECT FROM LIGHT AND EXCESSIVE HEAT"; left side: dosages, directions, and warning repeated in French; back: "J6 Y X N // BRUTON'S // DRUGS"; bottom: "6 // L
5 // 4614 [embossed]"

Permanent Location: Storage Room 0010
0010-A

Condition Remarks: Bottle is sound; label slightly yellowed; cap fits securely
Copy Type: Original
Reference Types: Document
Reference Comments: Parke-Davis Lot Numbering System

Images



