



Research Collection Catalogue



biopsy kit

<https://mhc.andornot.com/en/permalink/artifact1243>

Accession Number:	994009006 a-o
Collection:	Kingston General Hospital Endoscopy Unit Collection
Category:	Diagnostic & Treatment Artifacts
Classification:	Diagnosis, General
MeSH Heading:	Biopsy -- instrumentation Endoscopy, Gastrointestinal -- instrumentation Gastroenterology -- instrumentation Colon and Rectal Surgery (Specialty) -- instrumentation
Description:	Long narrow hinged wooden box holds the Truelove-Salt Biopsy instrument and six blades, Frankfeld grasping forceps, tweezers, oritinal instrument and syringe instructions
Number Of Parts:	15
Part Names:	a - box - Size: Length 56.0 cm. x Width 12.3 cm. x Depth 7.0 cm. b - box lid - Size: Length 19.0 cm. x Width 3.4 cm. x Depth 0.6 cm. c - syringe barrel - Size: Length 9.4 cm. x Diameter1.9 cm. cc - syringe plunger - Size: Length 10.2 cm. x Diameter1.5 cm. d - biopsy instrument - Size: Length 51.0 cm. x Width 7.6 cm. x Depth 3.0 cm. e - grasping forceps - Size: Length 50.0 cm. x Width 3.0 cm. x Depth 2.1 cm. x Diameter0.4 cm. f - forceps - Size: Length 14.5 cm. x Width 1.2 cm. x Depth 1.8 cm. g-h - loose blade x 2 - Size: Length 2.0 cm. x Width 0.6 cm. x Depth 0.6 cm. i-l - blades (pkg) x 4 - Size: Length 7.2 cm. x Width 2.8 cm. x Depth 0.7 cm. m - syringe instructions - Size: Length 22.0 cm. x Width 9.4 cm. n - instrument instructions - Size: Length 44.7 cm. x Width 10.1 cm.
Provenance:	Used on KGH patients; this instrument is designed for taking biopsy specimens of the mucosa of the lower colon and rectum in cases of ulcerative colitis, amoebiasis, schistosomiasis and bacillary dysentery; this instrument is for use under direct vision through a sigmoidoscope with a 20.0 cm reach
Maker:	Vann Bros. Ltd.
Site Made (City):	London
Site Made (Country):	England
Dates:	1950 1959 circa 1950-1959
Material:	metal: silver nylon: black; white cellophane: clear paper: blue; black; white wood: light brown
Inscriptions:	"VANN BROS. LTD. // 63, WEYMOUTH STREET // LONDON, ENGLAND // BRITISH PAT. // APPLIED FOR. // MADE IN ENGLAND"; "British Pat. No. 815046"
Permanent Location:	Storage Room 0010 0010-F4-6
Research Facts:	Object name supplied by cataloguer



biopsy forceps

<https://mhc.andornot.com/en/permalink/artifact1259>

Accession Number: 994009022

Collection: [Kingston General Hospital Endoscopy Unit Collection](#)

Category: [Diagnostic & Treatment Artifacts](#)

Classification: [Diagnosis, General](#)

MeSH Heading: [Biopsy -- instrumentation](#)
[Bronchoscopy -- instrumentation](#)
[Endoscopy -- instrumentation](#)
[MM= Grasping and Fixating -- forceps -- endoscopic](#)

Description: Stainless steel rigid-stem biopsy forceps with alligator jaws with 60.0 cm working length and "basket" to retain specimen; activated by a scissor grip

Number Of Parts: 1

Provenance: Used on KGH patients

Site Made (Country): [Germany](#)

Dates: 1940
1960
circa 1940-1960

Date Remarks: "Mueller & Co. (1956) Catalogue", #SU-1101, p. 504

Material: metal: silver

Inscriptions: "MEDICON // GERMANY // STAINLESS STEEL // 3 // SIU"

Permanent Location: Storage Room 0010
0010-F4-6

Dimension Notes: Length: 67.5 cm. x Width: 9.5 cm. x Depth: 0.5 cm.



biopsy forceps

<https://mhc.andornot.com/en/permalink/artifact1263>

Accession Number: 994009026

Collection: [Kingston General Hospital Endoscopy Unit Collection](#)

Category: [Diagnostic & Treatment Artifacts](#)

Classification: [Diagnosis, General](#)

MeSH Heading: [Gastroscopy -- instrumentation](#)
[Biopsy -- instrumentation](#)
[Endoscopy, Gastrointestinal -- instrumentation](#)
[Gastroenterology -- instrumentation](#)
[MM= Grasping and Fixating -- forceps -- endoscopic](#)

Description: Stainless steel rotating flexible-stem biopsy forceps with 80.0 cm of working length

Number Of Parts: 1

Provenance: Used on KGH patients

Maker: American Cystoscope Makers Inc.

Site Made (Country): [United States of America](#)

Dates: 1940
1960
circa 1940-1960

Material: metal: silver

Inscriptions: "A.C.M.I."; "110"; hand-printed on attached tape to handle: "EDER HUFFORD // BX"

Permanent Location: Storage Room 0010
0010-F4-5

Dimension Notes: Length: 86.0 cm. x Width: 9.3 cm. x Depth: 0.8 cm. x Diam. : 0.2 cm.



biopsy forceps

<https://mhc.andornot.com/en/permalink/artifact1264>

Accession Number: 994009027
Collection: [Kingston General Hospital Endoscopy Unit Collection](#)
Category: [Diagnostic & Treatment Artifacts](#)
Classification: [Diagnosis, General](#)
MeSH Heading: [Gastroscopy -- instrumentation](#)
[Biopsy --instrumentation](#)
[Endoscopy, Gastrointestinal -- instrumentation](#)
[Gastroenterology -- instrumentation](#)
[MM= Grasping and Fixating -- forceps -- endoscopic](#)

Description: Stainless steel rotating flexible-stem biopsy forceps with 80.0 cm of working length.

Number Of Parts: 1

Provenance: Used on KGH patients

Maker: American Cystoscope Makers Inc.

Site Made (Country): [United States of America](#)

Dates: 1940
1960
circa 1940-1960

Material: metal: silver

Inscriptions: "A.C.M.I. // MADE IN U.S.A. // 353"

Permanent Location: Storage Room 0010
0010-F4-5

Dimension Notes: Length: 86.0 cm. x Width: 9.3 cm. x Depth: 0.8 cm. x Diam. : 0.2 cm.

Reference Types: JPG

Reference Comments: CD #2

Images





biopsy forceps

<https://mhc.andornot.com/en/permalink/artifact1265>

Accession Number: 994009028
Collection: [Kingston General Hospital Endoscopy Unit Collection](#)
Category: [Diagnostic & Treatment Artifacts](#)
Classification: [Diagnosis, General](#)
MeSH Heading: [Gastroscopy -- instrumentation](#)
[Biopsy -- instrumentation](#)
[Endoscopy, Gastrointestinal -- instrumentation](#)
[Gastroenterology -- instrumentation](#)
[MM= Grasping and Fixating -- forceps -- endoscopic](#)

Description: Stainless steel rotating flexible-stem biopsy forceps with 105.0 cm of working length

Number Of Parts: 1

Provenance: Used on KGH patients

Maker: American Cystoscope Makers Inc.

Site Made (Country): [United States of America](#)

Dates: 1940
1960
circa 1940-1960

Material: metal: silver

Inscriptions: "A.C.M.I. // MADE IN U.S.A. // 123"; handwritten on tape attached to handle: "SPRENGLER BX"


Permanent Location: Storage Room 0010
0010-F4-5

Dimension Notes: Length: 110.0 cm. x Width: 9.5 cm. x Depth: 0.8 cm. x Diam. : 0.2 cm.

Reference Types: JPG

Reference Comments: CD #2

Images





biopsy forceps

<https://mhc.andornot.com/en/permalink/artifact1266>

Accession Number: 994009029
Collection: [Kingston General Hospital Endoscopy Unit Collection](#)
Category: [Diagnostic & Treatment Artifacts](#)
Classification: [Diagnosis, General](#)
MeSH Heading: [Gastroscopy -- instrumentation](#)
[Biopsy -- instrumentation](#)
[Endoscopy, Gastrointestinal -- instrumentation](#)
[Gastroenterology -- instrumentation](#)

Description: Stainless steel rotating flexible-stem biopsy forceps with steel one-hand grip in shape of plunger in syringe; with one jaw moving.

Number Of Parts: 1

Provenance: Used on KGH patients

Maker: American Cystoscope Makers Inc.

Site Made (State): [New York](#)

Site Made (Country): [United States of America](#)

Dates: 1940
1950
circa 1940-1950

Date Remarks: "American Cystoscope Makers (1952)", Cat. #234F5, p. 155

Material: metal: silver

Inscriptions: "A.C.M.I. // MADE IN U.S.A. // 123"; handwritten on tape attached to handle: "SPRENGLER BX"

Permanent Location: Storage Room 0010
0010-F4-5

Dimension Notes: Length: 164.0 cm. x Width: 3.2 cm. x Diam. : 1.5 mm.


Condition Remarks: In working order; kink where flexible stem leads off handle

Reference Types: Person
JPG

Reference Comments: Claire Kelly, O.R. nurse; CD #2

Research Facts: For use with gastroscope

Images





biopsy forceps

<https://mhc.andornot.com/en/permalink/artifact1267>

Accession Number: 994009030
Collection: [Kingston General Hospital Endoscopy Unit Collection](#)
Category: [Diagnostic & Treatment Artifacts](#)
Classification: [Diagnosis, General](#)
MeSH Heading: [Gastroscopy -- instrumentation](#)
[Biopsy -- instrumentation](#)
[Endoscopy, Gastrointestinal -- instrumentation](#)
[Gastroenterology -- instrumentation](#)

Description: Stainless steel rotating flexible-stem biopsy forceps with steel one-hand grip in shape of plunger in syringe; with one jaw moving; not in working order

Number Of Parts: 1

Provenance: Used on KGH patients

Maker: American Cystoscope Makers Inc.

Site Made (State): [New York](#)

Site Made (Country): [United States of America](#)

Dates: 1940
1950
circa 1940-1950

Date Remarks: "American Cystoscope Makers (1952)", Cat. #234F5, p. 155

Material: metal: silver

Inscriptions: "AMERICAN CYSTOSCOPE // MAKERS INC. N.Y. // MADE // IN U.S.A."

Permanent Location: Storage Room 0010
0010-F4-5

Dimension Notes: Length: 163.0 cm. x Width: 3.1 cm. x Diam. : 1.5 mm.

Condition Remarks: three minor kinks in flex stem

Reference Types: Person

Reference Comments: Claire Kelly, O.R. nurse

Research Facts: For use with gastroscope



biopsy forceps

<https://mhc.andornot.com/en/permalink/artifact1268>

Accession Number: 994009031

Collection: [Kingston General Hospital Endoscopy Unit Collection](#)

Category: [Diagnostic & Treatment Artifacts](#)

Classification: [Diagnosis, General](#)

MeSH Heading: [Gastroscopy -- instrumentation](#)
[Biopsy -- instrumentation](#)
[Endoscopy, Gastrointestinal -- instrumentation](#)
[Gastroenterology -- instrumentation](#)

Description: Stainless steel rotating flexible-stem biopsy forceps with cream plastic one-hand grip in shape of plunger in syringe; with both jaws moving; not in working order due to one kink in stem

Number Of Parts: 1

Provenance: Used on KGH patients

Site Made (Country): [Japan](#)

Dates: 1950
1960
circa 1950-1960

Date Remarks: "American Cystoscope Makers (1952)", Cat. #231F5, p. 155

Material: metal: silver
plastic: cream; black

Inscriptions: On black band on handle: "OLYMPUS // FB-12K // JAPAN"

Permanent Location: Storage Room 0010
0010-F4-5


Dimension Notes: Length: 165.0 cm. x Width: 3.3 cm. x Diam. : 0.2 cm.

Condition Remarks: one kink in flex stem

Reference Types: Person

Reference Comments: Claire Kelly, O.R. nurse

Research Facts: For use with gastroscope



biopsy forceps


<https://mhc.andornot.com/en/permalink/artifact1269>

Accession Number: 994009032
Collection: [Kingston General Hospital Endoscopy Unit Collection](#)
Category: [Diagnostic & Treatment Artifacts](#)
Classification: [Diagnosis, General](#)
MeSH Heading: [Gastroscopy -- instrumentation](#)
[Biopsy -- instrumentation](#)
[Endoscopy, Gastrointestinal -- instrumentation](#)
[Gastroenterology -- instrumentation](#)

Description: Stainless steel flexible-stem biopsy forceps with cream plastic one-hand grip in shape of plunger in syringe; with both jaws moving; not in working order due to one kink in stem

Number Of Parts: 1
Provenance: Used on KGH patients
Site Made (Country): [Japan](#)
Dates: 1950
1960
circa 1950-1960
Date Remarks: "American Cystoscope Makers (1952)", Cat. #232F5, p. 155
Material: metal: silver
plastic: cream; black
Inscriptions: "OLYMPUS // FB-12U // JAPAN"
Permanent Location: Storage Room 0010
0010-F4-5
Dimension Notes: Length: 241.0 cm. x Width: 3.3 cm. x Diam. : 0.2 cm.
Condition Remarks: one kink in flex stem
Reference Types: Person
JPG
Reference Comments: Claire Kelly, O.R. nurse; CD #2
Research Facts: For use with gastroscope

Images





biopsy forceps

<https://mhc.andornot.com/en/permalink/artifact1270>

Accession Number: 994009033

Collection: [Kingston General Hospital Endoscopy Unit Collection](#)

Category: [Diagnostic & Treatment Artifacts](#)

Classification: [Diagnosis, General](#)

MeSH Heading: [Gastroscopy -- instrumentation](#)
[Biopsy -- instrumentation](#)
[Endoscopy, Gastrointestinal -- instrumentation](#)
[Gastroenterology -- instrumentation](#)

Description: Stainless steel flexible-stem biopsy forceps with cream plastic one-hand grip in shape of plunger in syringe; with both jaws moving; not in working order due to series of 14 kinks in flex stem, therefore staying in open position

Number Of Parts: 1

Provenance: Used on KGH patients

Site Made (Country): [Japan](#)

Dates: 1950
1960
circa 1950-1960

Date Remarks: "American Cystoscope Makers (1952)", Cat. #231F5, p. 155

Material: metal: silver
plastic: cream; black

Inscriptions: "OLYMPUS // FB-12U // JAPAN"

Permanent Location: Storage Room 0010
0010-F4-5

Dimension Notes: Length: 241.0 cm. x Width: 3.3 cm. x Diam. : 0.2 cm.

Condition Remarks: series of 14 kinks in flex stem

Reference Types: Person

Reference Comments: Claire Kelly, O.R. nurse

Research Facts: For use with gastroscope