



Research Collection Catalogue



Activitrax pulse generator

<https://mhc.andornot.com/en/permalink/artifact113>

Accession Number: 994007058
Collection: [Dr. Rocky O. West Cardiology Collection](#)
Category: [Diagnostic & Treatment Artifacts](#)
Classification: [Cardiology](#)
MeSH Heading: [Pacemaker, Artificial](#)
[Cardiac Pacing, Artificial -- instrumentation](#)
[Cardiovascular Diseases -- therapy](#)
[Cardiology -- instrumentation](#)

Description: Internal pacemaker; oblong shape; stainless steel; plastic attachment to top (insert for wires); maker mark, name and info engraved to front surface

Number Of Parts: 1

Maker: Medtronic, Inc.

Site Made (City): [Minneapolis](#)

Site Made (State): [Minnesota](#)

Site Made (Country): [United States of America](#)

Dates: 1985
circa 1985

Date Remarks: Dr. Chiong's notes; original record had "Sept. 1985"

Material: metal: silver
plastic: clear

Inscriptions: Engraved to front: ACTIVITRAX 8402 // VVIC + ACTIVITY // PULSE GENERATOR // IW10001 80R // MEDTRONIC INC // MINNEAPOLIS, MN // USA

Permanent Location: Storage Room 0010
0010-E6-3

Dimension Notes: Length: 6.0 cm. x Width: 4.6 cm. x Depth: 1.2 cm.

Condition Remarks: overall condition good

Copy Type: Original

Reference Types: Person
JPG

Reference Comments: Dr. Chiong; CD #4

Images





audiometer

<https://mhc.andornot.com/en/permalink/artifact8212>

Accession Number: 1982.21.3
Collection: [University Health Network - Academy of Medicine Collection](#)
Category: [Diagnostic & Treatment Artifacts](#)
Classification: [Otolaryngology](#)
MeSH Heading: [Hearing Tests](#)
[Hearing Loss](#)
[Deafness](#)
[Audiometry -- instrumentation](#)

Description: A power-operated audiometer encased in a walnut veneer case with a carrying handle, earphones, and headband.

Part Names: case - Size: Length 33.0 cm x Width 22.0 cm x Depth 22.0 cm

Provenance: Acquired from the Academy of Medicine.; source: Dr. L. Cherkas, M.O.H., Peel Regional Health Unit, Brampton, Ont

Maker: Audiometer Sales Corp., Division of Maico Co., Inc.

Site Made (City): [Minneapolis](#)

Site Made (State): [Minnesota](#)

Site Made (Country): [United States of America](#)

Dates: 1930
circa 1930

Material: wood: brown
metal: yellow
rubber: black

Inscriptions: "Model 53 C Serial No. 34047 // Volts 117 Cycles 60 // Watts 30"

Permanent Location: Storage Room 0007
0007-G1-1

Copy Type: Original

Reference Types: JPG

Reference Comments: CD #UHN

Research Facts: Hearing loss scale: -1- to +95; frequency scale: 1200-6000.

Images



audiometer

<https://mhc.andornot.com/en/permalink/artifact12773>

Accession Number: 006029001
Collection: [Museum of Health Care at Kingston Collection](#)
Category: [Diagnostic & Treatment Artifacts](#)



Classification: [Otolaryngology](#)

MeSH Heading: [Hearing Tests](#)
[Hearing Loss](#)
[Deafness](#)
[Audiometry -- instrumentation](#)

Description: Wooden box with two metal handles and inset front panel with painted decorative stripes; front panel has two toggle switches, four dials including a hearing loss dial and frequency dial each with display window, five jacks and a red light; pencil attached to handle by fabric; on back of device is a metal label with manufacturer information held in place by four metal screws; inset on back are a fuse, power plug and a plug terminal.

Number Of Parts: 1

Provenance: Found in Collection.

Maker: Medical Acoustic Instrument Company (MAICO)

Site Made (City): [Minneapolis](#)

Site Made (State): [Minnesota](#)

Site Made (Country): [United States of America](#)

Dates: 1937
circa 1937

Date Remarks: Date based on internet document

Material: wood: brown
metal: black, grey
paint: yellow

Inscriptions: Painted on front panel: "MAICO // MEDICAL ACOUSTIC // INSTRUMENT CO. // MINNEAPOLIS MINN. // SERIAL NO. 4793"; painted on metal manufacturer label: "MAICO // HEARING AIDS AUDIOMETERS"; stamped on metal manufacturer label: "D5 . 110V . 25C . A.C"

Permanent Location: Storage Room 0007
0007-G1-3

Dimension Notes: Length 45.7 cm x Width 25.9 cm x Depth 19.5 cm

Condition Remarks: Wood shows minor scuffing

Copy Type: Original

Reference Types: JPG

Reference Comments: CD #2

Images







Chardack-Greatbatch pacemaker

<https://mhc.andornot.com/en/permalink/artifact82>

Accession Number: 994007027
Collection: [Dr. Rocky O. West Cardiology Collection](#)
Category: [Diagnostic & Treatment Artifacts](#)
Classification: [Cardiology](#)
MeSH Heading: [Pacemaker, Artificial](#)
[Cardiac Pacing, Artificial -- instrumentation](#)
[Cardiovascular Diseases -- therapy](#)
[Cardiology -- instrumentation](#)

Description: Implantable pacemaker; circular structure; silicon rubber casing; with three rubber-encased wires extending from; maker's name imprinted on rubber casing of front surface.

Number Of Parts: 1
Maker: Medtronic
Site Made (City): [Minneapolis](#)
Site Made (State): [Minnesota](#)
Site Made (Country): [United States of America](#)
Dates: 1960
circa 1960
Date Remarks: Dr. Chiong's estimate
Material: rubber: white
metal: silver
Inscriptions: Imprinted on rubber casing: CHARDACK - GREATBATCH // PACEMAKER // MFGD BY // MPLS.MINN.USA
Permanent Location: Storage Room 0010
0010-E6-2
Temporary Location: Deaccessioned 2013
Dimension Notes: Length: 8.3 cm. x Width: 7.0 cm. x Depth: 2.5 cm. x Diam. : 6.8 cm. x Weight: 170.0 g.
Copy Type: Original
Reference Types: Person
Reference Comments: Dr. Chiong
Research Facts: Five cells; adjustable rate and current
Exhibit History: Pacemaker Exhibit - KGH Cardiology Dec. 1994

Images



Chardack-Greatbatch pacemaker



<https://mhc.andornot.com/en/permalink/artifact83>

Accession Number: 994007028
Collection: [Dr. Rocky O. West Cardiology Collection](#)
Category: [Diagnostic & Treatment Artifacts](#)
Classification: [Cardiology](#)
MeSH Heading: [Pacemaker, Artificial](#)
[Cardiac Pacing, Artificial -- instrumentation](#)
[Cardiovascular Diseases -- therapy](#)
[Cardiology -- instrumentation](#)

Description: Implantable pacemaker; rough circular form with two sets of leads and mechanics visible; encased in cream-coloured rubber; two wire input tubes extending from bottom; one marked '+' and the other '-'; maker's name and mark imprinted to front surface.

Number Of Parts: 1

Provenance: Collection was assembled over many years by Dr. R.O. West in the Division of Cardiology and Cardiology Laboratories at Kingston General Hospital.

Maker: Medtronic

Site Made (City): [Minneapolis](#)

Site Made (State): [Minnesota](#)

Site Made (Country): [United States of America](#)

Dates: 1960
circa 1960

Date Remarks: Dr. Chiong's estimate

Material: rubber: cream
metal: silver

Inscriptions: To front surface: CHARDACK GREATBATCH // PACEMAKER // MEDTRONIC // USA

Permanent Location: Storage Room 0010
0010-E6-2

Dimension Notes: Length: 6.8 cm. x Width: 6.5 cm. x Depth: 2.4 cm.

Condition Remarks: Overall condition good; #2: small gouge on front.

Copy Type: Original

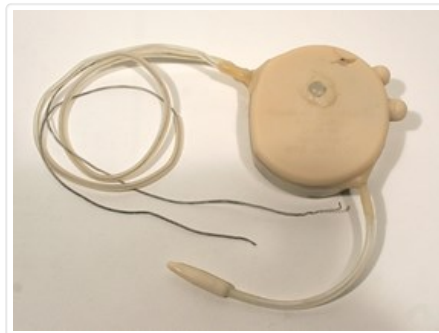
Reference Types: Person
JPG

Reference Comments: Dr. Chiong; CD #7

Research Facts: Weight: 165.0 g.

Exhibit History: Pacemaker Exhibit, KGH Cardiology, Dec. 1994

Images







Chardack-Greatbatch pacemaker

<https://mhc.andornot.com/en/permalink/artifact84>

Accession Number: 994007029
Collection: [Dr. Rocky O. West Cardiology Collection](#)
Category: [Diagnostic & Treatment Artifacts](#)
Classification: [Cardiology](#)
MeSH Heading: [Pacemaker, Artificial](#)
[Cardiac Pacing, Artificial -- instrumentation](#)
[Cardiovascular Diseases -- therapy](#)
[Cardiology -- instrumentation](#)

Description: Internal pacemaker; rough circular form; inner mechanics visible; encased in a yellow transparent rubber; two wire input tubes extending from bottom, one marked '+', the other '-'; closed protrusion to side; maker's name and mark imprinted to front surface in white

Number Of Parts: 1

Maker: Medtronic

Site Made (City): [Minneapolis](#)

Site Made (State): [Minnesota](#)

Site Made (Country): [United States of America](#)

Dates: 1960
1969
circa 1960-1969

Date Remarks: Dr. Chiong's estimate

Material: rubber: transparent; yellow
metal: silver

Inscriptions: To front: CHARDACK GREATBATCH // PACEMAKER // MEDTRONIC // USA

Permanent Location: Storage Room 0010
0010-E6-2

Dimension Notes: Length: 8.0 cm. x Width: 7.0 cm. x Depth: 2.5 cm. x Weight: 179.0 g.

Condition Remarks: overall condition good

Copy Type: Original

Reference Types: Person
JPG

Reference Comments: Dr. Chiong; CD #1

Exhibit History: "On loan L-2016-4" to the College of Physicians and Surgeons of Ontario's 150th Anniversary exhibit; 30 April-8 July, 2016 Pacemaker Exhibit - KGH Cardiology Dec. 1994

Images





Chardack Greatbatch pacemaker


<https://mhc.andornot.com/en/permalink/artifact245>

Accession Number: 994007190
Collection: [Dr. Rocky O. West Cardiology Collection](#)
Category: [Diagnostic & Treatment Artifacts](#)
Classification: [Cardiology](#)
MeSH Heading: [Pacemaker, Artificial](#)
[Cardiac Pacing, Artificial -- instrumentation](#)
[Cardiovascular Diseases -- therapy](#)
[Cardiology -- instrumentation](#)

Description: Internal pacemaker; circular shape; inner mechanics potted in translucent rubberplastic casing; stainless steel nameplate to front; insert for wires to side; rubber-coated wire extending from insert; maker name and model information engraved to nameplate

Number Of Parts: 1
Maker: Medtronic
Site Made (City): [Minneapolis](#)
Site Made (State): [Minnesota](#)
Site Made (Country): [United States of America](#)
Dates: 1969
circa 1969
Date Remarks: Dr. Chiong's notes
Material: rubber-plastic: clear
metal: silver
Inscriptions: Engraved to nameplate: CHARDACK // GREATBATCH // PACEMAKER MFD. BY // MEDTRONIC INC. // MPLS., MINN. USA // MODEL 5858
Permanent Location: Storage Room 0010
0010-E6-1
Dimension Notes: Length: 5.2 cm. x Width: 2.4 cm. x Diam. : 5.2 cm.
Condition Remarks: #2: rubber; requires special treatment
Copy Type: Original
Reference Types: Person
JPG
Reference Comments: Dr. Chiong; CD #4
Exhibit History: Loaned to Agnes Etherington Art Centre for Museopathy exhibit May 24–Sept. 13, 2001; "Pacemakers: Technology Development," HDH, 14 Feb. 2007

Images





Chardack Greatbatch pacemaker

<https://mhc.andornot.com/en/permalink/artifact249>

Accession Number: 994007194
Collection: [Dr. Rocky O. West Cardiology Collection](#)
Category: [Diagnostic & Treatment Artifacts](#)
Classification: [Cardiology](#)
MeSH Heading: [Pacemaker, Artificial](#)
[Cardiac Pacing, Artificial -- instrumentation](#)
[Cardiovascular Diseases -- therapy](#)
[Cardiology -- instrumentation](#)

Description: Internal pacemaker; round shape; plastic casing with rubber coating; four inserts; rubber-coated wire extends from an insert; maker name and model information moulded to outer casing

Number Of Parts: 1
Maker: Medtronic
Site Made (City): [Minneapolis](#)
Site Made (State): [Minnesota](#)
Site Made (Country): [United States of America](#)
Dates: 1966
circa 1966
Date Remarks: Dr. Chiong's notes
Material: plastic: white
rubber: white
Inscriptions: Moulded to outer casing: "CHARDACK-GREATBATCH // PACEMAKER // MFCD. BY // MEDTRONIC // MPLS MINN. USA"; other side has the numbers "6H0306"
Permanent Location: Storage Room 0010
0010-E6-2
Dimension Notes: Length: 7.0 cm. x Width: 7.0 cm. x Depth: 2.2 cm.
Copy Type: Original
Reference Types: Person
JPG
Reference Comments: Dr. Chiong; CD #6
Exhibit History: "Pacemakers: Technology Development," HDH, 14 Feb. 2007

Images





Chardack pulse generator


<https://mhc.andornot.com/en/permalink/artifact88>

Accession Number: 994007033
Collection: [Dr. Rocky O. West Cardiology Collection](#)
Category: [Diagnostic & Treatment Artifacts](#)
Classification: [Cardiology](#)
MeSH Heading: [Pacemaker, Artificial](#)
[Cardiac Pacing, Artificial -- instrumentation](#)
[Cardiovascular Diseases -- therapy](#)
[Cardiology -- instrumentation](#)

Description: Circular structure implantable pacemaker; silver metal casing, with half seam; two plastic pieces of hardware; one a screw and socket, the other a protrusion with a piece of rubber encased wire extending from; blue writing to front surface

Number Of Parts: 1
Maker: Medtronic
Site Made (City): [Minneapolis](#)
Site Made (State): [Minnesota](#)
Site Made (Country): [United States of America](#)
Dates: 1970
circa 1970
Date Remarks: Dr. Chiong's estimate
Material: metal: silver
rubber: transparent
Inscriptions: Front reads: "MEDTRONIC tm // CHARDACK tm // PULSE GENERATOR // USA // 5943 // 1L02281"
Permanent Location: Storage Room 0010
0010-E6-2
Dimension Notes: Length: 8.0 cm. x Depth: 2.5 cm. x Diam. : 6.5 cm. x Weight: 165.0 g.
Condition Remarks: Overall condition good; surface tarnish
Copy Type: Original
Reference Types: Person
JPG
Reference Comments: Dr. Chiong; CD #1
Exhibit History: Dec. 1994
Pacemaker Exhibit - KGH Cardiology

Images





commemorative stamp

<https://mhc.andornot.com/en/permalink/artifact2895>

Accession Number:	996001858
Collection:	Dr. Michael A. Chiong Patent Medicine Collection
Category:	Archival Items
Classification:	Archival, Publications
MeSH Heading:	Philately -- ephemera Physicians -- ephemera
Description:	Paper envelope with a first issue stamp (U.S.) commemorating the doctors Mayo; stamp: two "bust" images of the doctors; envelope: typed address and images of the doctors on the left side; flap open
Number Of Parts:	1
Provenance:	Purchased by Dr. Chiong for his patent medicine collection, before July 15, 1995
Maker:	USA
Site Made (City):	Rochester
Site Made (State):	Minnesota
Site Made (Country):	United States of America
Dates:	Sept. 11 1964 circa Sept. 11 1964
Date Remarks:	First issue date
Material:	paper: green; black; white
Inscriptions:	"DOCTORS // MAYO // 100th Anniversary // Mr. A.J. LaRocque // Assistant to the Manager // Public Relations Department // Union Carbide Canada Limited // 123 Eglinton Avenue East ..."; etc.
Permanent Location:	Storage Room 2005 2005-2-2 Box #6
Dimension Notes:	Length: 16.5 cm. x Width: 9.3 cm.
Condition Remarks:	Some age/sun discolouration; left bottom corner bent; back: a number of markings/smudges
Copy Type:	Original
Reference Types:	Book JPG
Reference Comments:	1989 Webster's Dictionary; CD #4
Research Facts:	Family of physicians who founded what is now the Mayo Clinic (in Rochester); prominent were William James Mayo (1861-1939), who specialized in stomach surgery, and his brother Charles Horace (1865-1939), who specialized in goito- and neurosurgery

Images



